


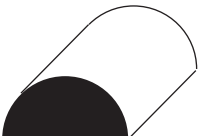
## Misc. Mouldings



1 5/8" Round Handrail  
FJ



2 1/4" Oval Handrail  
Oak | FJ



1" Half Round  
Pine



Shoe Moulding  
1/2 x 3/4"  
Oak | FJ | Poplar | Pine



1/4" Quarter Round  
Pine



3/4" Quarter Round  
Oak | Pine



1/2" Quarter Round  
Pine



4 1/2", 6" & 7 1/4" Stool  
FJ  
Other Sizes and Species  
Available upon Request



1 1/8" Lattice  
Pine



1 5/8" RE Mullion  
Pine

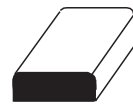


1 3/4" Lattice  
Pine | Oak



1 5/8" OG Mullion  
FJ | Pine

## Misc. Mouldings



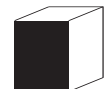
3/4" Flat Screen  
Pine



3/4" Beaded Screen  
Pine



3/4" Clover Leaf Screen  
Pine



1/2 x 3/4" Parting Stop  
Pine




1 1/8" RE Corner  
Pine | Oak



3/4" RE Corner  
Pine | Oak | Poplar

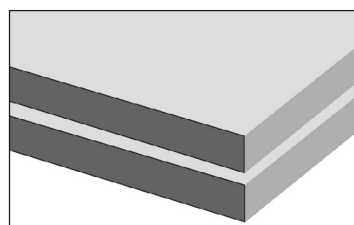


3/4" Pencil Moulding  
Poplar | Oak



1 3/8" Closet Pole  
Fir

## Shelving




MICA

12" x 8'  
16" x 8'  
24" x 8'


SUPER SHELVING

12" x 8'  
12" x 10'  
12" x 12'  
16" x 10'  
24" x 10'

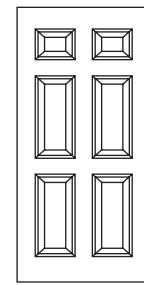
## Doors



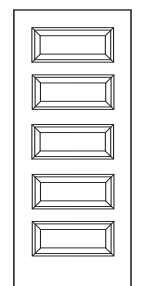
Caiman Smooth  
Roman




Carrara Smooth  
2 Panel Sm




Colonist Smooth or  
Textured



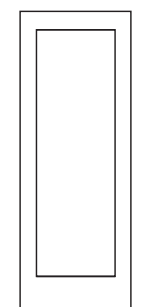
Riverside Smooth



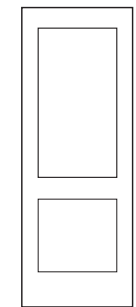
Cheyenne Smooth  
2 Panel



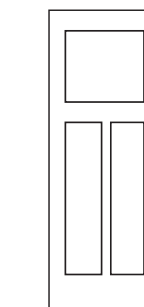
Classique Textured  
2 Panel Arched Top Text




Lincoln Park



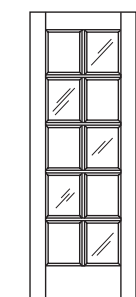
Logan



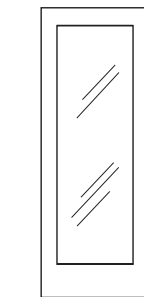
Winslow



Pantry Door  
Pine





10-Lite  
Pine  
Clear Glass  
True divided  
and V-groove




1-Lite  
Pine  
Clear and  
Frosted Glass

## Stair Parts



## DOORS | MOULDINGS | STAIR PARTS













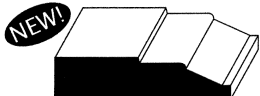
























































Founded in 1952, ASA Builders Supply is the largest single trim and door shop in the Metro Detroit area. Our 55,000 square foot warehouse holds Interior Doors, Mouldings, Shelves, Stair Parts, Balusters and much more.



**Builders Supply Company**  
2040 Easy Street | Walled Lake, MI 48390  
Phone: (248) 624-7400 | Fax: (248) 624-1058

ASABUILDERSSUPPLY.COM

Base		Casing		Stop & Astragals		Cove & Crown		Panel & Chair Rail	
 7" G233 FJ   Poplar	 5 1/2" 512 MDF	 3 1/4" OG #444 Pine   FJ	 3 1/4" 421M MDF	 1 5/8" 4375 MOCERI Poplar	 1 5/8" OG Pine   Oak   FJ	 7 1/2" Crown Poplar	 5 1/2" AS #3 FJ	 1" Panel Moulding Pine   FJ	 1 1/4" Bed Moulding Pine
 5 3/16" ASA #2 FJ   Oak   Poplar	 5 1/4" OG FJ   Pine	 3 1/4" ASA #3 FJ	 3 1/4" Fluted/Beaded Pine   FJ   Oak	 1 3/8" OG FJ   Pine	 1 3/8" Provincial Oak   Poplar   FJ	 5 3/16" Crown Moulding ASA #2 Poplar   Oak   FJ	 5 1/4" Crown Moulding Pine   FJ	 1 3/8" Panel Moulding Pine	 1 3/8" A-9 Moulding Pine   Oak   Poplar   FJ
 5 1/4" ASA #3 FJ	 4 1/2" ASA #1 Oak   Poplar	 3" ASA #1 Oak   Poplar	 2 3/4" ASA #2 Oak   Poplar   FJ	 1 1/4" RE Pine   FJ   Poplar	 1 1/4" OG Oak	 4 1/4" Crown Moulding Pine   FJ	 4" Crown Moulding ASA #2 Poplar   Oak   FJ	 1 3/8" #4315 Panel Moulding Poplar	 1 5/8" #4314 Panel Moulding Poplar
 4 1/4" OG Pine   FJ	 4 1/4" ASA #2 FJ   Oak   Poplar	 2 1/4" Classic Casing FJ	 2 1/4" OG Pine   FJ Oak	 Door Astrical 1 3/8" Door 7/0 Pine   8/0 Pine	 Door Astrical For 1 3/4" Door 8/0 Pine	 3 1/4" Crown Moulding Pine   FJ   Oak	 2 1/4" Crown Moulding Pine   Oak	 1 3/4" #468 Panel Moulding Pine   FJ	 2 1/4" Band Moulding Pine   FJ   Oak
 3 1/4" 433M MDF	 3" Classic FJ	 2 1/4" Ovolo Pine	 2 1/4" Tear Drop Pine	<div>Boards</div> <div><div>- 4 5/8" Jamb Stock: Pine   FJ   Oak</div><div>- 1 x 2 to 1 x 12: Pine   Poplar   Oak   FJ</div><div>- 5/4 x 12: Oak</div><div>- 1 x 3 to 1 x 12: #2 Pine</div></div>		 1 5/8" Crown Moulding Pine   Oak	 3 1/4" Cove Moulding Pine	 2 3/4" #4459 Chair Poplar	 3 1/2" Mantle Moulding Poplar   Oak   FJ   Pine
 3" OG Pine   FJ 3 1/4" OG MDF	 3" RE FJ	 2 1/4" Round Edge FJ	 2" Artistic FJ			 1 5/8" Cove Moulding Pine   Oak	 3/4" Cove Moulding Pine   Oak   Poplar	 5 1/2" Mantle Moulding Poplar   Oak   FJ	 7/8" #4499 Neck Moulding FJ   Pine   Poplar
 3" OG Pine   FJ 3 1/4" OG MDF	 3" RE FJ	 2 1/4" Round Edge FJ	 2" Artistic FJ			 1/2" Cove Moulding Pine	 9/16" Cove & Bead Pine	 1 1/8" Lip Moulding Pine   Oak   Poplar	 1/2" #119 Raised Panel Moulding Poplar   Oak
 3" Tear Drop Pine								 3/4" #135 Raised Panel Moulding Poplar   Oak	 1 1/8 x 1 9/16" Stack Mold FJ   Poplar   Oak